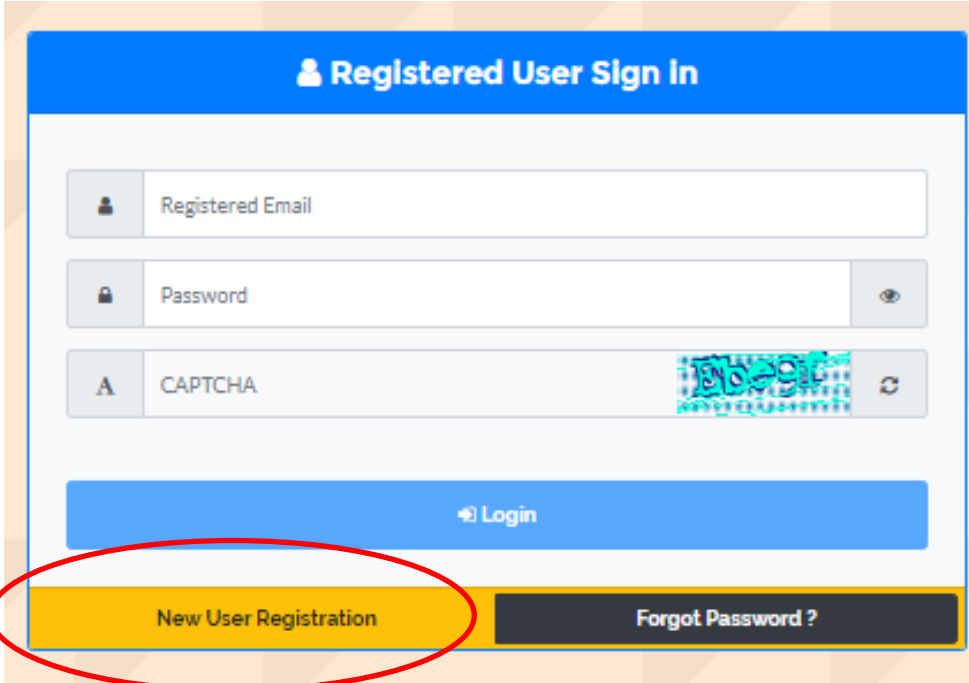


APPLICATION FORM FILLING PROCESS

आवेदन पत्र भरने का तरीका

Step 1

1. Open website: www.cetspup.in
www.cetspup.in वेबसाईट को ओपन करें।
2. Click on **New User Registration** as per below image
New User Registration पर **Click** करें।



Registered User Sign In

Registered Email

Password

CAPTCHA

Login

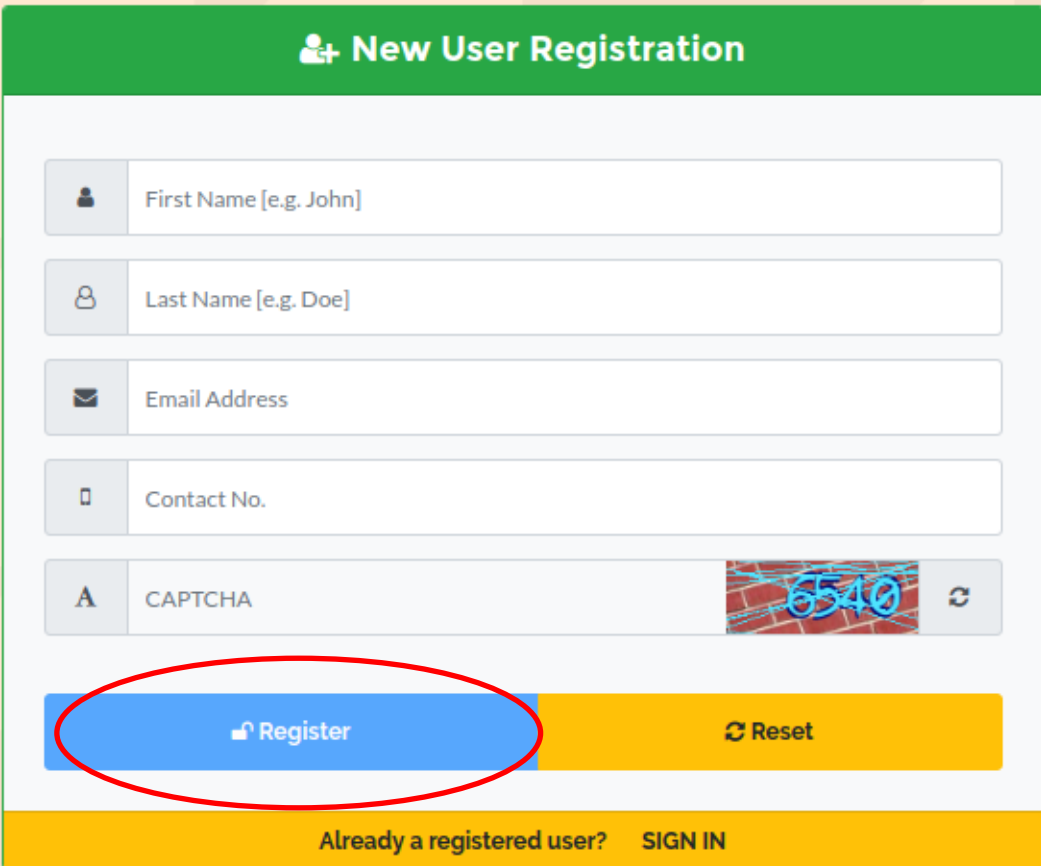
New User Registration

Forgot Password ?

Step 2

Candidates must fill all the details shown in image below and click on **Register Button**. A confirmation mail along with login password will be sent to your mail id, filled during registration process. Now Candidate can login using their registered e-mail id and password. Please save the login credentials for future use.

अभ्यर्थी को नीचे दिये गये चित्र के अनुसार सभी विवरण भरने के पश्चात **Register** पर क्लिक करना होगा, जिसके उपरान्त अभ्यर्थी को पंजीकरण प्रक्रिया के दौरान भरी गई मेल आई.डी. पर लॉगिन पासवर्ड का मेल प्राप्त होगा। अभ्यर्थी पंजिकृत मेल आई.डी एवं पासवर्ड का उपयोग करके लॉग इन कर सकते हैं। अभ्यर्थी प्राप्त पासवर्ड को भविष्य में प्रयोग हेतु सुरक्षित रखें।




The image shows a 'New User Registration' form with a green header. The form contains several input fields: 'First Name [e.g. John]', 'Last Name [e.g. Doe]', 'Email Address', 'Contact No.', and a 'CAPTCHA' field with a red box containing the number '6540'. Below the input fields are two buttons: a blue 'Register' button and a yellow 'Reset' button. The 'Register' button is circled in red. At the bottom of the form, there is a yellow bar with the text 'Already a registered user? SIGN IN'.

Step 3

1. Login using the login password obtained in step 2. After login, click on **New Application Form**.

Step 2 में प्राप्त लॉगइन पासवर्ड का उपयोग कर लॉगइन करें। लॉगइन करने के पश्चात् **New Application Form** पर Click करें।



2. Select course and click on **Next Button**.

पाठ्यक्रम का चुनाव करें तथा **Next Button** पर Click करें ।

 Sardar Patel University of Police,
Security and Criminal Justice, Jodhpur
(Established Government #1984-85)

 DASHBOARD  MY ACCOUNT ▾

APPLICATION FORM - Choose Course

SCANNED IMAGE(S) OF FOLLOWING WILL BE REQUIRED FOR UPLOAD

- Applicant Passport Photo
- Applicant Signature

NOTE : Make sure the IMAGE(S) you are uploading should be SHARP and VISUALLY GOOD otherwise your application may get rejected.
इमेज को अपलोड करने से पूर्व यह सुनिश्चित कर लें की ये साफ़ सुधरी एवं दिखने में अच्छी है अन्यथा आपका आवेदन रद्द किया जा सकता है।

NOTE : Only one application from one email ID is allowed.

Academic Session: 2021-22

Course with Subject: - Select Course -

Next

Step 4

Fill the Application form.

आवेदन पत्र को भरें।

← → ↻ https://cetspup.in/appformGenerate.php 110% ☆

Import bookmarks... Getting Started eazypay | Search, View...

Sardar Patel University of Police,
Security and Criminal Justice, Jodhpur
(Established by Government of Rajasthan 2012)

DASHBOARD ADMIN MY ACCOUNT

APPLICATION FORM - Fill Form

Certificate Course in Cyber Security [2022-23]

Name of Applicant [As on 10th Marksheet]	<input type="text"/>
Father's Name	<input type="text"/>
Mother's Name	<input type="text"/>
Course Mode	- Select -
Medium	- Select -
Date of Birth	<input type="text" value="09-Jun-2022"/>
Gender	- Select -
Marital Status	Married
AADHAR Number	<input type="text"/>
Nationality	- Select -
Community Category	- Select -
Domicile/Bonafide State	- Select -
Physically Handicapped?	- Select -
Defence Personnel?	- Select -
Do you belong to Minority Category?	- Select -

Permanent Address

Address	<input type="text" value="HOUSE NO., AREA, LOCALITY ETC."/>
City / Town / Village	<input type="text" value="CITY, TOWN, VILLAGE, TEHSIL"/>
District	<input type="text" value="DISTRICT"/>
PIN Code	<input type="text"/>
State	- Select -

Correspondence/Postal Address

Same as Permanent Address

Address :	<input type="text" value="HOUSE NO., AREA, LOCALITY ETC."/>
City / Town / Village	<input type="text" value="CITY, TOWN, VILLAGE, TEHSIL"/>
District	<input type="text" value="DISTRICT"/>
PIN Code	<input type="text"/>
State	- Select -

Email	<input type="text" value="dr@policeuniversity.ac.in"/>
Mobile No. (Primary)	<input type="text"/>
Mobile No. (Secondary)	<input type="text"/>

Parents' Detail

Mobile No. of Parent	<input type="text"/>
Occupation of Parent	- Select -
Parent Annual Income	₹ <input type="text"/>
Is your parent a Tax Payer?	- Select -

Academic Qualification

Secondary & Senior Secondary, all details are mandatory. **PURSUING** Graduation need be select in **PASSING YEAR**, if you are pursuing..

Examination	Subject(s)	Institute	Board/University	Passing Year	Roll No.	Percentage	Division
SECONDARY	ART, ALL, NA	GOVT. SR. SEC. SCHOOL	R.B.S.E.	- Select	XC2585	57.67	- Select
SENIOR SECONDARY	ART, ALL, NA	GOVT. SR. SEC. SCHOOL	<input type="text" value="Please fill out this field."/>	- Select	XC2585	57.67	- Select

Have you faced any disciplinary action From Board / University?	NO
Have you undergone any police enquiry / litigation in court?	NO

Declaration by Candidate :

I agree with the following declaration.

- I, declare that the information given by me is correct and verified. I am responsible for the cancellation of the form if I have provided any wrong information.
- I have been informed by the University that the order of home department vide no. ५.12(01)५५.1/2017 dated: 14th October 2019 regarding weightage in Sub Inspector/Platoon Commander recruitment will not be applicable for the above mentioned Diploma / Certificate courses.

Please double check your entries before submitting because you will not be able to edit these entries once clicked 'Next'.

Next

Step 5

Upload Photo, Signature and scanned copy of original Documents and click on **Upload Button**.

फोटो, हस्ताक्षर एवं मूल दस्तावेजों की स्कैन कॉपी अपलोड करें और **Upload Button** पर क्लिक करें।

The screenshot shows a web browser window with the URL <https://cetstup.in/docUploadE.php>. The page header includes the Sardar Patel University of Police logo and navigation links for DASHBOARD and MY ACCOUNT. The main heading is "APPLICATION FORM - Photo & Signature Upload".

Key information on the page:

- Your Application No. is **XAA0001163**. Please take next step to complete it.
- IMPORTANT :** Scan image of ORIGINAL DOCUMENTS is VALID only, Else your Application may get Rejected. सिर्फ मूल दस्तावेज की स्कैन इमेज ही अपलोड के लिए मान्य है अन्यथा आपका आवेदन रद्द किया जा सकता है।
- NOTE :** Make sure the DOCUMENT IMAGES(S) you are uploading should be SHARP and VISUALLY GOOD otherwise your application may get rejected. दस्तावेज की इमेज को अपलोड करने से पूर्व यह सुनिश्चित कर लें की वे साफ़ सुथरी एवं दिखने में अच्छी है अन्यथा आपका आवेदन रद्द किया जा सकता है।

The upload interface consists of five sections, each with a blue header, a file size and width requirement, a "Choose Image file" button, a "Browse" button, a placeholder image with a red 'no upload' icon, and a blue "+ UPLOAD" button circled in red:

- Passport Photo:** Maximum file size 4MB, Minimum image width 200px.
- Candidate Signature:** Maximum file size 4MB, Minimum image width 200px.
- 10th Marksheet:** Maximum file size 4MB, Minimum image width 800px.
- 12th Marksheet:** Maximum file size 4MB, Minimum image width 800px.
- Aadhar:** Maximum file size 4MB, Minimum image width 800px, Valid file format jpg, jpeg.

Step 5

After Uploading Document, the Page will automatically redirect to Payment Page. Candidate may pay their **Application/Entrance Fee** by any online payment method. Click on **Pay Application Fee Button** to pay the Fee.

सभी दस्तावेज अपलोड करने के पर, पेज स्वतः ही Fee Payment पेज पर चला जायेगा। अभ्यर्थी किसी भी ऑनलाइन भुगतान विधि द्वारा **Application/Entrance Fee** का भुगतान कर सकता है। **Pay Application Fee Button** पर क्लिक कर फीस का भुगतान करें।

Sarda Patel University of Police,
Security and Criminal Justice, Jodhpur
(Established November 1996)

DASHBOARD MY ACCOUNT

APPLICATION FORM - Fee Payment

All Document(s) uploaded successfully. Please pay Application Fee to complete process.

Your Application No. is F9DC000016. Please take next step to complete it.

Your Application No.	F9DC000016
Application Fee Amount	₹ 900
User Email	navneetkashyap@gmail.com

IMPORTANT: Application fee is not refundable in any case.

Please pay using Net Banking, Credit/Debit Card or UPI.

PAY APPLICATION FEE NOW

Step 6

After checking the application form and eligibility by the university, the candidate will have to submit the course fees, which will be informed to the candidates separately by e-mail. If the e-mail does not appear in the inbox, check the e-mail as spam.

विश्वविद्यालय द्वारा आवेदन पत्र एवं पात्रता की जांच के उपरान्त अभ्यर्थी को **Course Fees** जमा करवानी होगी, जिसकी सूचना अभ्यर्थियों को पृथक से **E-mail** द्वारा दी जायेगी। **E-mail Inbox** में नहीं दिखने पर आप **E-mail** को **Spam** में **Check** करें।